


Spare Part List VS06 2021

Picture 1: Front side



Picture 1A - Details




Tabelle 1 to Picture 1:

No.	Item	Part Nr.
1	Extern Water trap complete with steel hausing	VS062021001
2	Extern Water trap glass complete	VS062021002
3	Extern Water trap rubber hose with clamps	VS062021003
4	Extern Water trap gasket set top & bottom	VS062021004
5	Cooling unit	VS062021005
6	Sight glass for gas flow (only glass with o-rings)	VS062021006
7	Sight glass bottom metal parts	VS062021007
8	Batch unit complete wih water discharge valve	VS062021008
9	Batch unit only glass	VS062021009
10	Batch unit gasket set	VS062021010
11	Stell cover for batch unit bottom	VS062021011
12	Permittivity sensor complete set	VS062021012
13	Permittivity sensor only sensor with cable	VS062021013
14	Copper pipe batch unit - ejector	VS062021014
15	Copper pipe batch unit - wet gas chamber	VS062021015
16	Stripping kit complete with electric components	VS062021016
17	Stripping valve hardware incl. solenoid	VS062021017
18	2 way valve gas collection chamber complete	VS062021018
19	2 gasket screw	VS062021019
20	Cork gasket	VS062021020
21	Gas exhaust valve complete with copper pipe	VS062021022
22	Sealed pump complete with fittings	VS062021022
23	Fittings and gaskets for sealed pump	VS062021023
24	Return valve for sealed pump , vacuum building	VS062021024
25	Autotransformer 220 to 550 volt	VS062021025
26	Injektor 7 + 8 complete set	VS062021026
27	BP1 sensor 0= 6 bar	VS062021027
	BP2 sensor 0= 2.5 bar	VS062021028
	BP3 sensor 0= 2.5 bar	VS062021029
	BP4 sensor 0= 2.5 bar	VS062021030
28	Pressure gauge P1	VS062021031
	Pressure gauge P2	VS062021032
	Pressure gauge P3	VS062021033
29	2 pc none return valve (wet gas chamber + vacuum chamber)	VS062021034
30	Cork gasket	VS062021035
31	Steel pipe for wet gas chamber	VS062021036
	Steel pipe for vaccum chamber	VS062021037
32	PCD Amit complete (wiring, board, housing)	VS062021038
33	Amit type ART 4000W3 inclusive control software	VS062021039
34	GSM modem SMS Cinterion (optional)	VS062021040
35	Thermostat of air cooling	VS062021041
36	QM1 Main switch	VS062021042
37	BT1 sensor thermocouple	VS062021043
38	BQ3 leakage sensor	VS062021044
39	Intern LED lighting of batch unit and external water trap inclusive button switch	VS062021045
40	Intern LED lighting of housing (optional) not in picture	VS062021046

Picture 2: Back side





Tabelle 2 to Picture 2:

No.	Item	Part Nr.
101	K-In ball valve inlet 1/2"	VS062021101
102	Strainer sieve	VS062021102
103	Vaisala moisture sensor MMT162	VS062021103
104	BT3 temperature sensor oil input	VS062021104
105	Inlet filter	VS062021105
106	Bypass inlet filter ball valve 1/4"	VS062021106
107	Pre-heater complete	VS062021107
108	Thermostat	VS062021108
109	Heating rods incl. teflon ring set 3 pcs.	VS062021109
110	BT2 temperature sensor oil output heater	VS062021110
111	Ultrafilter bank complete	VS062021111
112	Cartridge incl. O-Ring set 3 pcs.	VS062021112
113	Bypass outlet filter ball valve 1/4"	VS062021113
114	Air intake hose batch unit	VS062021114
115	Air intake hose cooling	VS062021115
116	Air intake cover / cooling unit	VS062021116
117	Cooling Fan of compressor	VS062021117
118	Hydraulic hoses set 4 pcs.	VS062021118

Tabelle 3 to Picture 3:

No.	Item	Part Nr.
201	Pilot light Green	VS062021201
202	Pilot light Red	VS062021202
203	Lifting eye	VS062021203
204	Oil sampling valve	VS062021204
205	Aerial antene GSM / Internet	VS062021205
206	Power supply	VS062021206
207	Cover with insect protection	VS062021207
208	Ball valve oil inlet / outlet a.	VS062021208
209	Socket for cable servo valve inlet / outlet a.	VS062021209
210	Steel holder for transportation	VS062021210
211	Transportation device	VS062021211
212	Alarm connector	VS062021212

Picture 3: Right side



Picture 4: Right side switch board

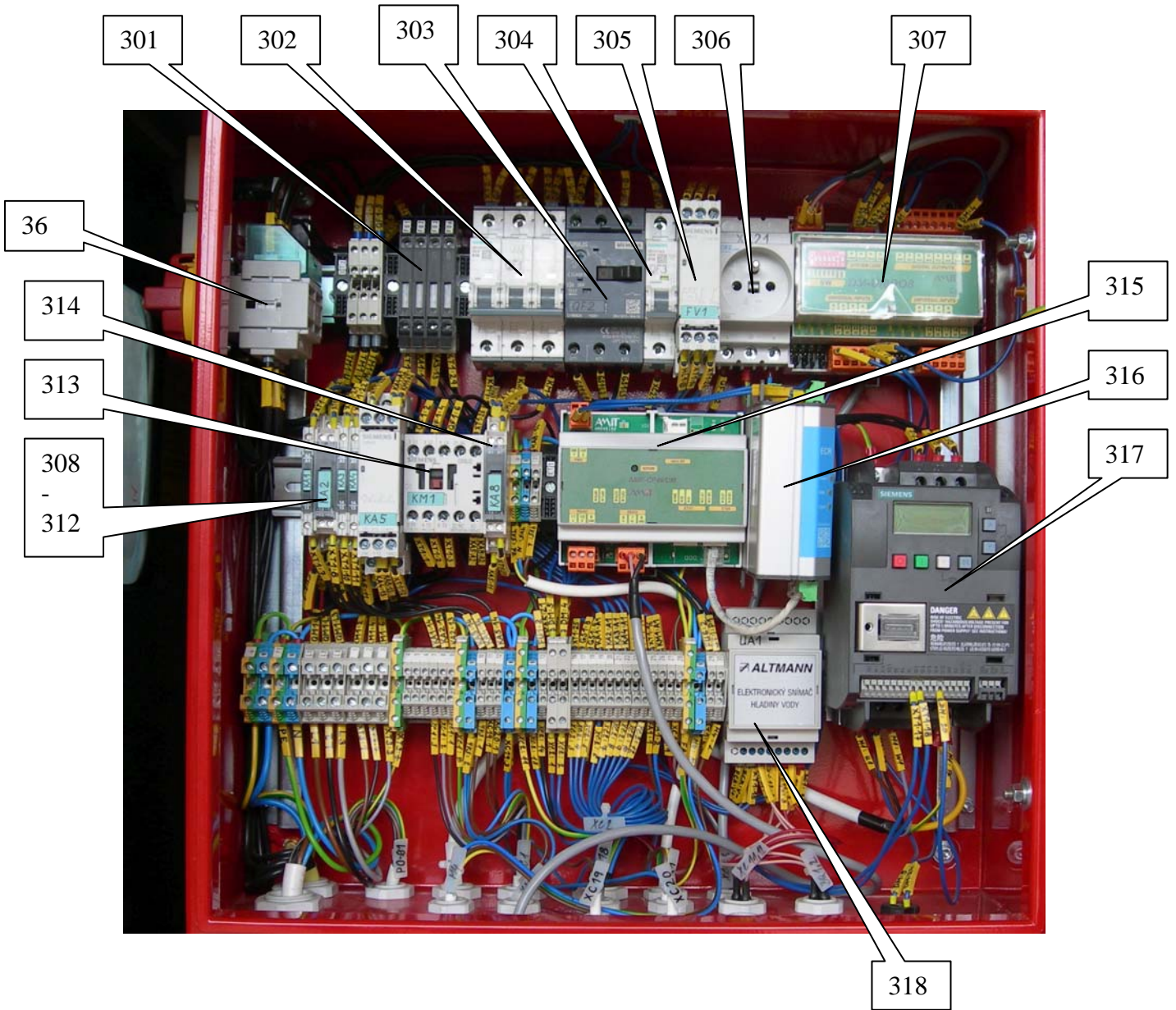



Tabelle 4 to Picture 4: switch board

No.	Item	Part Nr.
36	QM1 Main switch	VS062021036
301	FU1, FU2, FU3, FU6 Fuses see Manual , each	VS062021301
302	QF1 Circuit breaker heater	VS062021302
303	QF2 Protection switch motor 2Amps max 2,5A	VS062021303
304	QF3 Circuit breaker for plug 230VAC	VS062021304
305	FV1 Phase control relay	VS062021305
306	XC21 Power plug 230VAC	VS062021306
307	DM modul for stripping	VS062021307
308	KA1 relay for Compressor start	VS062021308
309	KA2 relay for Defrosting	VS062021309
310	KA3 relay for water flashing valve YV3	VS062021310
311	KA4 relay for Inlet servo valve	VS062021311
312	KA5 relay for Outlet servo valve	VS062021312
	Potential free warn contact	
	Red / Green pilot light	
313	KM1 contactor heater	VS062021313
314	KA8 relay for Stripping valve YV5	VS062021314
315	UM2 webserver (optional)	VS062021315
316	UM1 LTE internet router (optional) 4G	VS062021316
	HSPA internet router (optional) 3G	VS062021317
317	GS1 Frequency drive Inverter SIEMENS SINAMICS V20	VS062021318
318	UA1 Convertor for resistor sensor (optional)	VS062021319

Tabelle to Picture 5:

No.	Item	Part Nr.
401	Complete Niche	VS062021401
402	Cooling Fan EMB Pabst 148mm to Compressor	VS062021402
403	Cooling Fan EMB Pabst 148mm to Batch unit	VS062021403
404	Air intake cover stainless steel	VS062021404

Picture 5: Left side



Picture 6: AMIT PCD backside




Tabelle 6 to Picture 6:

No.	Item	Part Nr.
500	Convertor for BT1 thermocoupple	VS062021501
501	Power supply 24VDC	VS062021502

Accessories



No.	Item	Part Nr.
600	Safety servo valve 230VAC	VS062021600



No.	Item	Part Nr.
601	Cable connectors IP 68 for servo valve	VS062021601



No.	Item	Part Nr.
602	Set of Aluminium gasket	VS062021602
603	Set of O-Rings	VS062021603
604	Set of Teflon gaskets	VS062021604
605	Set of Kork gasket	VS062021605



No.	Item	Part Nr.
606	Power plug with 10m cable 5 wires	VS062021606



No.	Item	Part Nr.
607	Hydraulic hose 10m with cable for safety valve	VS062021607
	Hydraulic hose 5m	VS062021607.1




No.	Item	Part Nr.
608	Standard toolbox	VS062021608



No.	Item	Part Nr.
609	Cleaning set for glasses	VS062021609



No.	Item	Part Nr.
610	LED light for external water trap	VS062021610



No.	Item	Part Nr.
611	LED light for batch unit	VS062021611



No.	Item	Part Nr.
612	Bulb for alarm light (each)	VS062021612



No.	Item	Part Nr.
613	Holder for sealed pump / rough transportation	VS062021613



No.	Item	Part Nr.
614	Door lock	VS062021614
615	Key for door lock	VS062021615



No.	Item	Part Nr.
616	Wheel for VS06A	VS062021616